

## Blue Area Useful Information

Welcome to Blue Area! In Blue Area, there are three classes:



**Turquoise Class (Year 3)** - Mrs Brown

**Sapphire Class (Year 4)** - Miss Kendall

**Topaz Class (Year 3/4)** - Mr Balch and Mrs Perkins

Mr Balch will teach Monday am, Tuesday am (until 10.30), Wednesday am, Thursday am and all day Friday in Topaz Class.

Mrs Perkins will teach Monday pm, Tuesday from 10.30am and pm, Wednesday pm and Thursday pm in Topaz Class.

There are also the following teaching assistants in Blue Area:

Mrs Kaur (TA) supports children in all three classes (Mon - Wed), Miss Honeywell is an SEN TA (Mon, Tues, Wed, Fri) and Miss Holbrook is also an SEN TA (Mon - Fri)

PPA (planning, preparation and assessment) cover is provided for the teachers in Blue Area by Mrs Perkins and two Swift Sports Teachers on a Monday afternoons.

As a school, we are no longer using planners for daily communication with teachers. Please send an email to the office with any information you wish to be passed on in the morning of each day and they will pass it on to us. Alternatively, you may be able to catch us to pass on a quick message as we collect the children from the playground in the morning. If you require a longer meeting, please email the office to make an appointment at a mutually acceptable time. Thank you.





### PE Days

Blue Area all have PE on Monday (indoor and outdoor PE). On PE days, the children should come to school wearing their PE kit. For safety purposes, earrings should be removed for PE lessons. Earrings can be covered with tape for the 6 weeks after the initial piercing but should then be removed for PE activities. If your child cannot take them out themselves, please ensure they are taken out and left at home.



### Everyday Essentials

Children should bring their water bottle to school every day. Children are able to access this at various intervals throughout the day and we encourage them to do so. They are also welcome to bring a piece of fruit for a snack to eat at playtime. It would be really helpful if children could also bring a coat to school everyday. We do try to get outside during break times whenever possible and we also love to use our outside spaces during our learning too.



## **Homework Expectations**


### **Reading**

We expect the children to read at home aloud to an adult five times each week. Any reading can be recorded in your child's Reading Record. Most children in Blue Area can change their own reading books when they are ready to. We will also visit our school library regularly throughout the term and children will be able to choose a library book to bring home and share.



### **Spelling**

Each week, we will work on a new spelling rule in our spelling lessons. Homework sheets providing opportunities for the children to practise the spellings will be sent home each week on Tuesdays to be completed and returned to school by the following Tuesday. The teachers will also set an 'Assignment' on the Spelling Shed website where there are lots of fun games and activities that the children can play to help them to practise. Each child has their own unique spelling shed login, which will be stuck into the front of their Reading Record. The assignments can be accessed using the following website: [www.spellingshed.com/en-gb](http://www.spellingshed.com/en-gb)



### **Times Tables**

Each day in school, children will take part in a 'Multiplication Challenge' to enable them to learn to understand and be able to recall multiplication and division facts from memory.

**Year 3** - Children will be learning to recall multiplication and division facts for the 2, 3, 4, 5, 8 and 10 times tables.

**Year 4** - By the end of Year 4, children will need to be able to fluently recall multiplication and division facts for all of the times tables up to and including 12 x 12.

Children should spend some time each week practising rapid recall of the times tables that they are learning in school. They can do this using the Times Tables Rock Stars free app or the website using their personal login (Inside their Reading Record) or in any way that they choose. When we are learning the tables, we chant the facts in a specific way to help the children recall the facts fluently. To say a multiplication fact, we always look for the biggest factor in the calculation to say first and stick to a 'sound pattern'. EG for  $4 \times 6 = 24$ , we will say 6 4s are 24. For a division fact, we say it as the inverse too (multiplication) EG for  $24 \div 4 =$  we would say 'Mmm 4s are 24, 6 4s are 24' in the same way, reading backwards from the answer across the fact, using our multiplication knowledge to answer the question. This way we only need to learn one fact to answer four calculations.



### **Pick and Mix Enquiry Homework**

Each term, the children will also bring home a Pick and Mix Enquiry homework sheet. Children can choose a project from those suggested to complete. We love to celebrate the children's learning so as soon as they have completed a project, the children can bring it into their class and the teachers will endeavour to share it as soon as possible.